

THE STATE OF TEXAS
COUNTY OF GUADALUPE

§
§
§


COMMISSIONERS' COURT

A F F I D A V I T
COUNTY TREASURER'S MONTHLY/INVESTMENT REPORT FOR
MAY and JUNE, 2013

WHEREAS, in accordance with Section §114.026 of the Texas Local Government Code, we the undersigned hereby certify and approve to the best of our knowledge and belief, that the attached information is a true and a complete list of all amounts received and paid from each fund since the County Treasurer's preceding report, and any balance remaining in the Treasurer's hand on the said 30TH day of June, 2013.

FURTHER, the amount of cash and other assets that were in the custody of the County Treasurer at the time of the examination was **\$47,863,266.13** as the Guadalupe County Investment Officer. This report has been prepared in compliance with the Local Government Code 116.112 and in accordance with Government Code, Subchapter A, Chapter 2256, Public Funds Investment Act.


Submitted by:




Linda Douglass, CCT CIO, Guadalupe County Treasurer

APPROVED this **6TH** day of **August, 2013**.

ATTEST:



Larry Jones
County Judge



Teresa Kiel
County Clerk



GUADALUPE COUNTY INVESTMENT PORTFOLIO FOR MAY/JUNE 2013

Fund	Description	Market Value	Cost of Principle	Share Price	Ending Mkt Value	Interest Rate		
General Fund	TexPool Prime	855,579.30	855,579.30	\$1.00	855,579.30	0.09%		
Sub-totals		855,579.30	855,579.30		855,579.30			
General Fund	ABT MMF	1,800,606.05	1,800,606.05	\$1.00	1,800,606.05	0.35%		
Adult Probation	ABT MMF	400,092.06	400,092.06	\$1.00	400,092.06	0.35%		
Workers' Comp Fund	ABT MMF	1,200,276.17	1,200,276.17	\$1.00	1,200,276.17	0.35%		
Juvenile Probation	ABT MMF	1,300,198.50	1,300,198.50	\$1.00	1,300,198.50	0.35%		
Employee Benefit	ABT MMF	200,149.59	200,149.59	\$1.00	200,149.59	0.35%		
Certificates of Obligation Series 13	ABT MMF	4,952,000.00	4,952,000.00	\$1.00	4,952,000.00	0.35%		
Sub-totals		9,853,322.37	9,853,322.37		9,853,322.37			
General Fund	Texas Class	18,612,782.42	18,612,782.42	\$1.00	18,612,782.42	0.16%		
Sub-totals		18,612,782.42	18,612,782.42		18,612,782.42			
Certificates of Deposits	Acct#	Par	Interest Accrued	Issue Date	Renewal Date	Maturity Date	Ending Mkt Value	Interest Rate
American Bank of Texas	XXX4435	2,000,000.00	-	05/02/13	08/15/12	09/02/14	2,000,000.00	0.65%
Marion State Bank	XX378	1,018,142.12	5,951.49	08/05/09	04/23/13	02/05/14	1,024,093.61	0.70%
Marion State Bank	XX509	1,034,496.45	1,124.08	04/23/10	11/03/12	04/23/14	1,035,620.53	0.65%
Marion State Bank	XX569	1,009,062.08	4,109.75	11/03/10	05/10/13	11/03/13	1,013,171.83	0.70%
Marion State Bank	XX668	2,030,186.65	1,293.20	11/10/11	02/03/13	11/10/14	2,031,478.85	0.75%
Marion State Bank	XX682	3,024,154.43	6,467.75	02/03/12	07/20/12	02/03/14	3,030,622.18	0.65%
Schertz Bank & Trust	XX00134-EBA	2,044,424.69	6,939.28	07/20/10	08/10/12	07/19/13	2,051,363.97	0.45%
Schertz Bank & Trust	XX00161	2,040,655.18	6,133.18	02/11/11	06/30/12	02/07/14	2,046,788.36	0.40%
Schertz Bank & Trust	XX00174	1,012,558.71	3,819.23	07/01/11	06/30/12	06/30/13	1,016,377.94	0.50%
Sub-totals		15,213,679.31	35,837.96				15,249,517.27	
Total Funds Invested		44,535,363.40					44,571,201.36	
Monthly Interest Earned								
Bank Accounts-American Bank of Texas	May	853.44	686.71					
American Bank of Texas MMF	June	-	1,322.37					
TexPool/TextPool Prime	May	507.56	52.39					
Texas Class	June	2,954.77	2,643.13					
CD's (Monthly Interest)	May	7,001.93	4,747.22					
Total Interest Earned		11,317.70	9,451.82					

Submitted August 06, 2013 in compliance with
 Government Code 2256.023 and the Guadalupe
 County Investment Policy and Procedures.

Linda Douglass
 Linda Douglass, CCT CIO, Guadalupe County Treasurer

GUADALUPE COUNTY TREASURER'S MONTHLY REPORT FOR MAY/JUNE 2013

FUND	FUND NAME	BEGINNING BALANCE	TOTAL DEBITS	TOTAL CREDITS	CASH IN BANK BALANCE - GL	INVESTMENTS	ENDING BALANCE
100	GENERAL FUND	\$1,362,503.54	\$18,261,056.19	\$17,029,027.45	\$2,594,532.28	\$28,601,595.41	\$31,196,127.69
200	ROAD & BRIDGE	\$1,279,195.46	\$1,781,939.65	\$3,577,192.44	(\$516,057.33)	\$4,241,664.10	\$3,725,606.77
300	ADULT SUPERVISION	\$57,395.18	\$631,967.76	\$612,648.64	\$76,714.30	\$385,092.06	\$461,806.36
302	DONATED FUNDS FOR DRUG CT	\$4,974.56	\$0.00	\$5,287.00	(\$312.44)	\$5,000.00	\$4,687.56
305	COMMUNITY CORRECTION PRG	(\$4,815.82)	\$71,668.00	\$40,995.13	\$25,857.05	\$10,000.00	\$35,857.05
308	DIVERSION PROGRAMS	\$13,082.51	\$22,398.00	\$12,133.72	\$23,346.79	\$0.00	\$23,346.79
310	T.A.I.P. (RIDER 56)	\$7,989.00	\$6,693.00	\$2,747.00	\$11,935.00	\$0.00	\$11,935.00
311	PRE-TRIAL BOND SUPERVISION	\$8,600.94	\$46,898.78	\$2,635.05	\$52,864.67	\$0.00	\$52,864.67
323	JUVENILE DRUG COURT	(\$13,082.53)	\$29,669.07	\$26,470.07	(\$9,883.53)	\$0.00	(\$9,883.53)
324	JUVENILE TJJD	\$86,610.20	\$214,608.78	\$234,253.62	\$66,965.36	\$75,000.00	\$141,965.36
325	JUVENILE PROBATION FUND	(\$19,098.37)	\$1,729,777.60	\$1,705,657.43	\$5,021.80	\$1,150,178.49	\$1,155,200.29
326	JUVENILE PROBATION FEE FUND	\$36,539.06	\$1,139.49	\$26,041.58	\$11,636.97	\$15,003.91	\$26,640.88
327	JUVENILE PROBATION TITLE FIVE	\$22,596.07	\$74,607.50	\$73,755.84	\$23,447.73	\$60,016.10	\$83,463.83
400	LAW LIBRARY FUND	\$15,687.00	\$17,752.77	\$407.00	\$33,032.77	\$47,500.00	\$80,532.77
403	SHERIFF'S STATE FORFEITURE	\$45,988.20	\$24,359.71	\$17,770.74	\$52,497.17	\$0.00	\$52,497.17
405	SHERIFF'S FEDERAL FORFEITURE	\$110,483.80	\$39,881.01	\$39,294.71	\$111,070.10	\$0.00	\$111,070.10
408	FIRE CODE INSPECTION FEE FUND	\$14,306.03	\$6,586.00	\$359.99	\$20,532.04	\$0.00	\$20,532.04
409	SHERIFF'S DONATION FUND	\$6,398.49	\$0.00	\$0.00	\$6,398.49	\$0.00	\$6,398.49
410	CO. CLERK RECORDS MGMT FUND	\$80,222.93	\$189,567.73	\$4,777.45	\$265,013.21	\$325,400.00	\$590,413.21
411	CO. CLERK RECORDS ARCHIVE-GF	\$55,272.06	\$25,594.60	\$0.00	\$80,866.66	\$902,622.29	\$983,488.95
412	COUNTY RECORDS PRESERVATION-GF	\$7,894.44	\$65,631.06	\$8,517.83	\$65,007.67	\$0.00	\$65,007.67
413	VITAL STATISTICS PRESERVATION-GF	(\$37,513.83)	\$748.00	\$0.00	(\$36,765.83)	\$45,624.88	\$8,859.05
414	COURTHOUSE SECURITY	\$68,651.67	\$11,733.97	\$9,049.99	\$71,335.65	\$0.00	\$71,335.65
415	DISTRICT CLERK RECORDS MGMT	\$3,274.70	\$8,191.38	\$0.00	\$11,466.08	\$0.00	\$11,466.08
416	JUSTICE COURT TECHNOLOGY	\$11,920.55	\$157,613.30	\$1,372.40	\$168,161.45	\$0.00	\$168,161.45
417	CO&DIST COURT TECHNOLOGY FUND	\$8,257.97	\$792.66	\$1,339.97	\$7,710.66	\$0.00	\$7,710.66
418	SURPLUS COURT SECURITY	\$24,465.10	\$1,289.52	\$958.50	\$24,796.12	\$0.00	\$24,796.12
420	JUSTICE FUNDS-ELECTION CONTRACTS	\$13,926.87	\$0.00	\$0.00	\$13,926.87	\$0.00	\$13,926.87
422	HAVA FUND	\$50,411.83	\$0.00	\$0.00	\$50,411.83	\$0.00	\$50,411.83
430	COURT REPORTER FEE (GC 51.601)	\$1,945.86	\$4,533.66	\$4,076.50	\$2,403.02	\$2,403.02	\$51,086.37
431	FAMILY PROTECTION FEE FUND	\$49,537.64	\$1,548.73	\$0.00	\$51,086.37	\$0.00	\$51,086.37
432	DIST CLK RECORDS ARCHIVE-GF	\$6,970.05	\$1,377.53	\$0.00	\$8,347.58	\$0.00	\$8,347.58
433	COURT RECORDS PRESERVATION-GF	\$64,343.70	\$3,314.31	\$0.00	\$67,658.01	\$0.00	\$67,658.01
435	ALTERNATIVE DISPUTE RESOLUTION	\$18,785.60	\$228,017.88	\$750.00	\$246,053.48	\$3,018.87	\$249,072.35
436	COURT-INITIATED GUARDIANSHIPS	\$18,746.98	\$1,242.64	\$1,400.00	\$18,589.62	\$0.00	\$18,589.62
437	CHILD SAFETY FEE-GF	\$0.00	\$44,955.00	\$0.00	\$44,955.00	\$0.00	\$44,955.00
440	COUNTY DRUG COURTS FUND-GF	\$47,808.67	\$981.20	\$816.00	\$47,973.87	\$0.00	\$47,973.87
448	BAIL BOND SECURITY FUND	\$2,000.00	\$2,500.00	\$4,500.00	\$0.00	\$339,400.54	\$339,400.54
499	EMPLOYEE FUND-GF	\$938.31	\$478.52	\$324.06	\$1,092.77	\$0.00	\$1,092.77
505	LAW ENFORCEMENT TRAINING FUND	\$21,221.43	\$0.00	\$1,238.04	\$19,983.39	\$0.00	\$19,983.39
521	DEBT SERVICE	\$0.00	\$18,656.43	\$45.09	\$18,611.34	\$0.00	\$18,611.34
600	ELECTION CONTRACTS	\$77,705.39	\$105.50	\$0.00	\$77,810.89	\$255,533.83	\$333,344.72
700	CAPITOL PROJECT	\$586.09	\$100,000.00	\$1,244,351.58	\$1,143,765.49	\$44,161.69	(\$1,099,603.80)
701	FY13 COB/09 TAN JUSTICE CTR/GAR	\$0.00	\$4,952,108.48	\$4,952,000.00	\$108.48	\$4,952,000.00	\$4,952,108.48
800	JAIL COMMISSARY FUND	\$27,603.15	\$70,913.21	\$42,268.96	\$56,247.40	\$0.00	\$56,247.40
850	EMPLOYEE HEALTH BENEFITS	\$329,309.02	\$2,172,566.50	\$2,473,025.89	\$28,849.63	\$2,251,513.56	\$2,280,363.19
855	WORKERS' COMPENSATION FUND	\$457,551.38	\$888,959.32	\$1,292,575.46	\$53,935.24	\$1,200,276.17	\$1,254,211.41
899	MISCELLANEOUS SHORT TERM GRANTS	\$17,009.49	\$2,643.42	\$11,533.83	\$8,119.08	\$0.00	\$8,119.08
903	UNCLAIMED PROPERTY	\$33,074.96	\$0.00	\$0.00	\$33,074.96	\$0.00	\$33,074.96
	TOTALS	\$4,497,195.33	\$31,917,067.86	\$33,461,598.96	\$5,240,195.21	\$44,910,601.90	\$47,863,286.13