

# Guadalupe County Treasurer's Monthly and Investment Report

For the Month Ended  
August 31, 2020

Submitted by  
Honorable Linda Douglass  
Guadalupe County Treasurer


# **Table of Contents**

## **Treasurer's Monthly Report**

Treasurer's Letter of Transmittal	Page 2
Certification by County Treasurer	Page 3
Affidavit	Page 4
Statement of Receipts and Disbursements & Investments	Page 5-5(a)
Debt Service Schedule	Page 6
Monthly Departmental Revenues FY 19/20	Page 7
County Sales and Use Tax Comparison Summary 2019/2020	Page 8
Departmental Compensatory Time Liability Report	Page 9
Payroll History Report	Page 10
TCDRS Monthly Report	Page 11
Annual Juror Donations and Charities	Page 12

## **Treasurer's Investment Report**

General Statement	Page 13
Cash Balances	Page 14
Collateral Adequacy	Page 14
Investment Strategy	Page 14-15
Description of Investment Instruments	Page 16
Portfolio by Type of Investment	Page 17
Interest Rates History by Month and Year	Page 18
Interest Earnings by Fund	Page 19
General Ledger Bank Reconciliations Cash in Bank	Page 20
Guadalupe County Investment Portfolio	Page 21-23
COVID- 19 Hours Paid	Page 24



November 3, 2020

To: County Judge Kyle Kutscher and Commissioners' Court

From: Honorable Linda Douglass, Guadalupe County Treasurer

Re: Treasurer's Monthly and Investment Report Ending August 31, 2020

Honorable Members of the Commissioners' Court:

Attached you will find the transmittal of the County Treasurer's Report to Commissioners' Court for money received and disbursed; debts due to and owed by the county; and all other proceedings in the Treasurer's office for the month ended August 31, 2020 as required by the Texas Local Government Code Section 114.026.

In accordance with the provisions of Government Code 2256.023, the Public Funds Investment Act, which require at least quarterly reporting of investment transactions for county funds to the Commissioners' Court. The investments held in Guadalupe County's portfolio comply with the Public Funds Investment Act and Guadalupe County Investment Policy and Strategies.

Also, in accordance with State Law, the books and accounts of the County Treasurer are available to Commissioners' Court for inspection and examination, as desired. This report is also filed with the County Clerk as the official records management officer for Guadalupe County.

Should you have any questions concerning the information provided in this report or request for additional information, please feel free to contact me at (830) 303-4188, ext. 1338.

Respectfully Submitted,

A handwritten signature in blue ink that reads "Linda Douglass".

Honorable Linda Douglass, CCT, CIO  
Guadalupe County Treasurer

**CERTIFICATION BY COUNTY TREASURER**

**THE STATE OF TEXAS** §

**COUNTY OF GUADALUPE** §

**November 3, 2020**

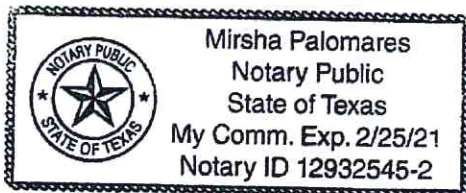
**I, the undersigned, County Treasurer of Guadalupe County, Texas, do hereby swear and affirm that the attached Guadalupe County Treasurer's Monthly and Investment Report to be a true and correct statement, to the best of my knowledge, of all accounts under the control of Guadalupe County Treasurer for the month ended August 31, 2020.**

  
\_\_\_\_\_  
**Honorable Linda Douglass, CCT, CIO**  
**Guadalupe County Treasurer**

**THE STATE OF TEXAS**  
**THE COUNTY OF GUADALUPE**

**This instrument was sworn and subscribed before me on this 28 day of October, 2020.**

**Seal**



  
\_\_\_\_\_  
**Notary Public**



---

**AFFIDAVIT  
COUNTY TREASURER'S MONTHLY AND INVESTMENT REPORT FOR  
THE MONTH ENDED AUGUST 31, 2020**

---

**WHEREAS**, in accordance with Section §114.026 of the Texas Local Government Code, the County Treasurer shall make a detailed report of money received and disbursed; debts due to and owed by the county; and all other proceedings in the Treasurer's office shall be presented at the regular meeting of the Commissioners Court.

We the undersigned hereby certify and approve to the best of our knowledge and belief, that the attached information is a true and a complete list of all amounts received and paid from each fund since the County Treasurer's preceding report, and any balance remaining in the Treasurer's hand on the said 31<sup>ST</sup> day of August 2020.

**FURTHER**, the amount of cash and other assets that were in the custody of the County Treasurer at the time of the examination was **\$71,767,929.00** as the Guadalupe County Investment Officer. This report has been prepared in compliance with the Local Government Code 116.112 and in accordance with Government Code, Subchapter A, Chapter 2256, of the Public Funds Investment Act.

**THEREFORE**, In accordance with Texas Local Government Code Section 114.026 and Section 116.112, I hereby submit my August 31, 2020 reports as required by law for the Guadalupe County Commissioners' Court review and approval.

**Submitted by:**

  
\_\_\_\_\_  
Honorable Linda Douglass, Guadalupe County Treasurer

**APPROVED** this 3rd day of November 2020

  
\_\_\_\_\_  
Kyle Kutscher  
County Judge

  
\_\_\_\_\_  
Greg Seidenberger  
Commissioner Pct. 1

  
\_\_\_\_\_  
Jim Wolverton  
Commissioner Pct. 3

**ATTEST:**

  
\_\_\_\_\_  
Teresa Kiel  
County Clerk

  
\_\_\_\_\_  
Drew Engelke  
Commissioner Pct. 2

  
\_\_\_\_\_  
Judy Cope  
Commissioner Pct. 4



A complete detail copy of the Treasurer's Report is available in the County Treasurer's office or an official copy may be purchased at the County Clerk's office. The County Clerk is the official custodian of the Commissioners Court records.

**GUADALUPE COUNTY, TEXAS**  
**Combined Statement of Receipts & Disbursements**  
**From Date: 8/1/2020 - To Date: 8/31/2020**  
**Summary Listing, Report By Fund - Account**

<b>Fund</b>	<b>Paying Fund Description</b>	<b>Beginning Balance</b>	<b>Total Debits</b>	<b>Total Credits</b>	<b>Ending Balance</b>
100	GENERAL FUND	(\$2,661,390.17)	\$17,620,298.47	\$21,070,422.62	(\$6,111,514.32)
200	ROAD & BRIDGE FUND	(\$264,177.52)	\$2,166,286.05	\$747,008.84	\$1,155,099.89
201	CETRZ FUND	\$43,236.19	\$0.00	\$279,121.88	(\$235,885.69)
400	LAW LIBRARY FUND	\$79,920.00	\$5,416.08	\$404.00	\$84,932.08
403	SHERIFF'S STATE FORFEITURE CH 59	\$376,870.82	\$93.79	\$13,800.95	\$363,163.66
405	SHERIFF'S FEDERAL FORFEITURE	\$105,858.19	\$20.95	\$1,666.00	\$104,213.14
408	FIRE CODE INSPECTION FEE FUND	\$188,130.69	\$7,366.26	\$1,362.69	\$194,134.26
409	SHERIFF'S DONATION FUND	\$9,509.75	\$0.00	\$96.00	\$9,413.75
410	COUNTY CLERK RECORDS MGMT FUND	\$246,190.47	\$36,750.98	\$0.00	\$282,941.45
411	CO. CLERK RECORDS ARCHIVE-GF	\$285,536.60	\$36,678.83	\$0.00	\$322,215.43
412	COUNTY RECORDS MANAGEMENT	\$125,602.60	\$2,574.28	\$0.00	\$128,176.88
413	VITAL STATISTICS PRESERVATION-GF	\$13,735.47	\$628.00	\$0.00	\$14,363.47
414	COURTHOUSE SECURITY	\$88,824.45	\$6,899.74	\$11,476.44	\$84,247.75
415	DISTRICT CLERK RECORDS MGMT	\$25,735.60	\$924.40	\$0.00	\$26,660.00
416	JUSTICE COURT TECHNOLOGY	\$89,755.36	\$1,607.89	\$0.00	\$91,363.25
417	CO & DIST COURT TECHNOLOGY FUND	\$25,715.95	\$227.90	\$0.00	\$25,943.85
418	JP JUSTICE COURT SECURITY	\$18,460.09	\$128.21	\$350.00	\$18,238.30
420	SURPLUS FUNDS-ELECTION CONTRACTS	\$143,524.41	\$0.00	\$1,681.72	\$141,842.69
430	COURT REPORTER FEE (GC 51.601)	\$15,562.15	\$2,836.28	\$0.00	\$18,398.43
431	FAMILY PROTECTION FEE FUND	\$82,308.91	\$770.68	\$0.00	\$83,079.59
432	DIST CLK RECORDS ARCHIVE -GF	\$50,665.16	\$1,753.61	\$0.00	\$52,418.77
433	COURT RECORDS PRESERVATION-GF	\$59,571.18	\$1,951.81	\$0.00	\$61,522.99
435	ALTERNATIVE DISPUTE RESOLUTION	\$55,897.57	\$1,795.18	\$3,333.33	\$54,359.42
436	COURT-INITIATED GUARDIANSHIPS	\$37,183.23	\$600.00	\$850.00	\$36,933.23
437	CHILD SAFETY FEE-GF	\$85,960.83	\$5,610.91	\$0.00	\$91,571.74
439	CHILD WELFARE BOARD	\$20,736.91	\$4.08	\$339.36	\$20,401.63
440	SPECIALTY COURTS(WAS DRUG CT)-GF	\$51,415.53	\$1,044.73	\$570.00	\$51,890.26
441	TRUANCY PREVENTION& DIVERSION	\$7,471.55	\$1,283.84	\$0.00	\$8,755.39
445	CA PRE-TRIAL INTERVENTION PROG	\$4,450.00	\$0.00	\$1,000.00	\$3,450.00
447	COUNTY ATTORNEY STATE FUNDS	\$5,171.57	\$0.00	\$2,957.00	\$2,214.57
453	CONSTABLE 3 STATE FORFEITURE	\$360.90	\$0.61	\$0.00	\$361.51
463	CONSTABLE 3 FEDERAL FORFEITURE	\$2,754.57	\$0.00	\$0.00	\$2,754.57
480	HOTEL OCCUPANCY	\$197,089.56	\$36,075.00	\$0.00	\$233,164.56
498	BAIL BOND SECURITY FUND	\$190,007.97	\$500.00	\$0.00	\$190,507.97
499	EMPLOYEE FUND-GF	\$14,703.05	\$0.00	\$284.00	\$14,419.05
500	SPECIAL VIT INTEREST FUND	\$541.97	\$0.00	\$0.00	\$541.97
501	COUNTY ATTORNEY HOT CHECK FEES	\$19,006.63	\$132.67	\$176.61	\$18,962.69
505	LAW ENFORCEMENT TRAINING FUNDS	\$31,245.84	\$0.00	\$1,016.85	\$30,228.99
600	DEBT SERVICE	\$38,413.26	\$3.76	\$400.00	\$38,017.02
700	CAPITAL PROJECT FUND	\$4,379,866.41	\$0.00	\$875,210.75	\$3,504,655.66
702	DEPT OF HOMELAND SECURITY(FEMA)	\$1,681.20	\$0.00	\$0.00	\$1,681.20
800	JAIL COMMISSARY FUND	\$323,166.76	\$32,793.05	\$57,910.14	\$298,049.67
850	EMPLOYEE HEALTH BENEFITS	\$591,474.66	\$581,925.38	\$574,547.15	\$598,852.89
855	WORKERS' COMPENSATION FUND	\$339,364.71	\$27.39	\$79,997.50	\$259,394.60
<b>Grand Total: 44 Funds</b>		<b>\$5,547,111.03</b>	<b>\$20,555,010.81</b>	<b>\$23,725,983.83</b>	<b>\$2,376,138.01</b>



**GUADALUPE COUNTY, TEXAS**  
**Other Assets Investments**  
From Date: 8/1/2020 - To Date: 8/31/2020

<b>Fund</b>	<b>Description</b>	<b>Beginning Balance</b>	<b>Total Debits</b>	<b>Total Credits</b>	<b>Ending Balance</b>
100	GENERAL FUND	\$48,996,940.57	\$15,981,316.06	\$14,162,316.07	\$50,815,940.56
200	ROAD & BRIDGE FUND	\$7,376,879.68	\$33,742.20	\$2,000,000.00	\$5,410,621.88
201	CETRZ FUND	\$350,000.00	\$0.00	\$0.00	\$350,000.00
400	LAW LIBRARY FUND	\$200,000.00	\$0.00	\$0.00	\$200,000.00
410	COUNTY CLERK RECORDS MGMT	\$940,000.00	\$0.00	\$0.00	\$940,000.00
411	CO. CLERK RECORDS ARCHIVE-GF	\$307,986.77	\$100.75	\$0.00	\$308,087.52
433	COURT RECORDS PRESERVATION-	\$75,000.00	\$0.00	\$0.00	\$75,000.00
435	ALTERNATIVE DISPUTE	\$325,000.00	\$0.00	\$0.00	\$325,000.00
437	CHILD SAFETY FEE-GF	\$100,000.00	\$0.00	\$0.00	\$100,000.00
498	BAIL BOND SECURITY FUND	\$260,000.00	\$0.00	\$0.00	\$260,000.00
600	DEBT SERVICE	\$87,522.68	\$11,584.78	\$0.00	\$99,107.46
700	CAPITAL PROJECT FUND	\$5,800,000.00	\$0.00	\$0.00	\$5,800,000.00
850	EMPLOYEE HEALTH BENEFITS	\$4,707,058.25	\$975.20	\$0.00	\$4,708,033.45
<b>Grand Total:</b>		<b>\$69,526,387.95</b>	<b>\$16,027,718.99</b>	<b>\$16,162,316.07</b>	<b>\$69,391,790.87</b>

# GUADALUPE COUNTY, TEXAS

## Debt Service Schedule - Outstanding Debt

### CERTIFICATES OF OBLIGATION, SERIES 2013

In May 2013, the Guadalupe County Commissioners Court issued \$5,000,000 in certificates of obligation for the remodeling of the 2nd floor of the Justice Center and for replacing the air conditioning and heating system at the County Jail.

FISCAL YEAR	PRINCIPAL DUE 2/1	INTEREST RATE	INTEREST DUE 2/1	INTEREST DUE 8/1	TOTAL
2020	\$ 1,165,000.00	1.60%	\$ 41,462.50	\$ 32,142.50	\$ 1,238,605.00
2021	\$ 1,200,000.00	1.70%	\$ 32,142.50	\$ 21,942.50	\$ 1,254,085.00
2022	\$ 1,240,000.00	1.80%	\$ 21,942.50	\$ 10,782.50	\$ 1,272,725.00
2023	\$ 1,135,000.00	1.90%	\$ 10,782.50	-	\$ 1,145,782.50
	<u>\$ 4,740,000.00</u>		<u>\$ 106,330.00</u>	<u>\$ 64,867.50</u>	<u>\$ 4,911,197.50</u>

### TAX NOTES, SERIES 2017

In June 2017, the Guadalupe County Commissioners Court issued \$8,500,000 in Tax Notes for the purpose of construction, acquiring, purchasing, renovating, equipping, enlarging and improving County-owned facilities and making other County improvements; purchasing personal property, materials, supplies, equipment, machinery, land, and rights-of-way for authorized needs and purposes relating to the aforementioned capital improvements and payment of professional services relating to the aforementioned projects and relating to the issuance of the Notes (the Project)

FISCAL YEAR	PRINCIPAL DUE 2/1	INTEREST RATE	INTEREST DUE 2/1	INTEREST DUE 8/1	TOTAL
2020	\$ 1,000,000.00	1.325%	\$ 55,858.75	\$ 49,233.75	\$ 1,105,092.50
2021	\$ 1,080,000.00	1.425%	\$ 49,233.75	\$ 41,538.75	\$ 1,170,772.50
2022	\$ 1,090,000.00	1.525%	\$ 41,538.75	\$ 33,227.50	\$ 1,164,766.25
2023	\$ 1,240,000.00	1.700%	\$ 33,227.50	\$ 22,687.50	\$ 1,295,915.00
2024	\$ 2,420,000.00	1.875%	\$ 22,687.50	-	\$ 2,442,687.50
	<u>\$ 6,830,000.00</u>		<u>\$ 202,546.25</u>	<u>\$ 146,687.50</u>	<u>\$ 7,179,233.75</u>

<b>Total Outstanding Debt</b>					
as of 10/01/2019	\$ 11,570,000.00		\$ 308,876.25	\$ 211,555.00	\$ 12,090,431.25
Less principal and interest payments for FY20					<u>\$ (2,343,697.50)</u>
<b>Total Outstanding Debt</b>					<b>\$ 9,746,733.75</b>
as of 10/01/2020					




## Monthly Departmental Revenues for the Fiscal Year October 1, 2019 to September 30, 2020

	Oct-19-Dec-19 Totals	Jan-20-Mar-20 Totals	April-20 - Jun-20 Totals	Jul-20	Aug-20	REVENUE YEAR-TO- DATE
ADULT DETENTION CENTER	\$ 433,939.26	\$ 455,224.74	\$ 359,718.86	\$ 163,208.75	\$ 120,415.63	\$ 1,532,507.24
BINGO TAX	\$ -	\$ 96,620.70	\$ 29,851.02	\$ 14,519.98	\$ 9,048.60	\$ 150,040.30
CO ATTORNEY	\$ 4,033.74	\$ 1,922.05	\$ 1,280.46	\$ 1,711.77	\$ 510.69	\$ 9,458.71
CONSTABLE 1	\$ 15,149.18	\$ 17,035.15	\$ 11,405.62	\$ 6,613.07	\$ 5,424.48	\$ 55,627.50
CONSTABLE 2	\$ 10,444.54	\$ 11,700.49	\$ 7,844.73	\$ 2,904.38	\$ 4,323.22	\$ 37,217.36
CONSTABLE 3	\$ 8,436.33	\$ 8,066.91	\$ 3,968.80	\$ 2,289.09	\$ 1,766.07	\$ 24,527.20
CONSTABLE 4	\$ 11,990.51	\$ 12,502.84	\$ 8,079.95	\$ 2,866.62	\$ 2,982.44	\$ 38,422.36
COUNTY CLERK-CIVIL	\$ 74,817.10	\$ 73,392.35	\$ 60,536.77	\$ 18,025.21	\$ 16,136.00	\$ 242,907.43
COUNTY CLERK-CCL AND CCL2	\$ 5,446,621.40	\$ 76,911.03	\$ 60,579.00	\$ 39,000.10	\$ 40,095.32	\$ 5,663,206.85
COUNTY CLERK-DEEDS/LIBRARY	\$ 403,656.57	\$ 397,612.12	\$ 446,193.61	\$ 182,618.82	\$ 183,118.67	\$ 1,613,199.79
COUNTY CLERK-VITAL STATS	\$ 32,215.50	\$ 37,865.00	\$ 22,593.50	\$ 12,193.50	\$ 13,098.50	\$ 117,966.00
COUNTY CLERK-SCHERTZ	\$ 7,550.50	\$ 7,637.00	\$ 4,741.50	\$ 2,432.00	\$ 3,311.00	\$ 25,672.00
COUNTY CLERK-TPW	\$ 537.00	\$ 48.00	\$ 391.00	\$ 129.00	\$ 640.00	\$ 1,745.00
DISTRICT CLERK-CIVIL	\$ 193,478.82	\$ 225,510.00	\$ 129,375.80	\$ 66,977.10	\$ 60,564.52	\$ 675,906.24
DISTRICT CLERK-CCM	\$ 48,456.83	\$ 49,113.91	\$ 99,003.79	\$ 21,947.12	\$ 15,971.32	\$ 234,492.97
ELECTIONS	\$ 45,011.96	\$ 26,779.51	\$ 24,324.94	\$ 120,000.00	\$ -	\$ 216,116.41
ENVIRONMENTAL HEALTH	\$ 33,841.70	\$ 30,254.20	\$ 54,376.70	\$ 14,523.70	\$ 13,663.40	\$ 146,659.70
FIRE MARSHAL	\$ 2,675.00	\$ 3,537.50	\$ 37,153.30	\$ 6,996.50	\$ 10,584.09	\$ 60,946.39
NON-DEPARTMENTAL *	\$ 370,565.31	\$ 210,077.68	\$ 280,532.96	\$ 170,048.87	\$ 25,071.50	\$ 1,056,296.32
HOTEL OCCUPANCY TAX	\$ 54,087.19	\$ 73,748.99	\$ 41,169.91	\$ 39,551.56	\$ 36,075.00	\$ 244,632.65
JUSTICE OF THE PEACE, PCT. 1	\$ 180,309.91	\$ 243,629.23	\$ 149,126.66	\$ 85,116.46	\$ 67,456.22	\$ 725,638.48
JUSTICE OF THE PEACE, PCT. 2	\$ 57,028.43	\$ 59,345.07	\$ 39,750.91	\$ 14,464.52	\$ 13,458.63	\$ 184,047.56
JUSTICE OF THE PEACE, PCT. 3	\$ 99,792.12	\$ 79,222.33	\$ 32,088.73	\$ 14,073.10	\$ 12,451.44	\$ 237,627.72
JUSTICE OF THE PEACE, PCT. 4	\$ 74,320.32	\$ 57,519.50	\$ 47,933.44	\$ 24,203.69	\$ 18,344.56	\$ 222,321.51
JUVENILE PROBATION	\$ 73,689.59	\$ 93,294.38	\$ 73,309.46	\$ 1,866.00	\$ 24,353.29	\$ 266,512.72
ROAD AND BRIDGE	\$ 71,582.47	\$ 1,663.15	\$ 1,175.70	\$ 1,778.10	\$ 1,387.03	\$ 77,586.45
SHERIFF'S DEPARTMENT	\$ 104,205.71	\$ 67,061.76	\$ 22,006.70	\$ 21,949.98	\$ 4,637.00	\$ 219,861.15
TAX OFFICE	\$ 39,217,806.67	\$ 30,863,597.23	\$ 10,764,999.52	\$ 4,378,408.73	\$ 4,080,375.53	\$ 89,305,187.68
TREASURER'S OFFICE	\$ 790.00	\$ 1,970.08	\$ 1,359.92	\$ 122.22	\$ 180.00	\$ 4,422.22
<b>TOTAL MONTHLY REVENUES</b>	<b>\$ 47,077,033.66</b>	<b>\$ 33,282,862.90</b>	<b>\$ 12,814,873.26</b>	<b>\$ 5,430,539.94</b>	<b>\$ 4,785,444.15</b>	<b>\$ 103,390,753.91</b>

<b>*NON-DEPARTMENTAL includes:</b>	
TABC	\$ 71.50
BLUEBONNET TRAILS	\$ 25,000.00

**GUADALUPE COUNTY**  
**SALES TAX COLLECTIONS COMPARISON FY2019 / FY2020**



Month Collected / Month Remitted	FY 2019	Month Collected / Month Remitted	FY 2020	FY 2019 / 2020 Net Difference	Comparable Monthly % Change Increase/Decrease
October / December	\$ 653,451.00	October / December	\$ 702,868.00	\$ 49,417.00	7.56%
November / January	\$ 583,109.00	November / January	\$ 677,383.00	\$ 94,274.00	16.17%
December / February	\$ 807,211.00	December / February	\$ 926,412.00	\$ 119,201.00	14.77%
January / March	\$ 627,327.00	January / March	\$ 695,334.00	\$ 68,007.00	10.84%
February / April	\$ 657,030.00	February / April	\$ 627,819.00	\$ (29,211.00)	-4.45%
March / May	\$ 728,004.00	March / May	\$ 791,318.00	\$ 63,314.00	8.70%
April / June	\$ 646,564.00	April / June	\$ 720,529.00	\$ 73,965.00	11.44%
May / July	\$ 662,830.00	May / July	\$ 759,148.00	\$ 96,318.00	14.53%
June / August	\$ 730,670.00	June / August	\$ 897,241.00	\$ 166,571.00	22.80%
July / September	\$ 690,057.00	July / September	\$ 740,239.00	\$ 50,182.00	7.27%
August / October	\$ 663,725.00	August / October	\$ -	\$ -	0.00%
September / November	\$ 708,962.00	September / November	\$ -	\$ -	0.00%
<b>Total Payments Received:</b>	<b>\$ 8,158,940.00</b>	<b>Total Payments Received:</b>	<b>\$ 7,538,291.00</b>	<b>\$ 752,038.00</b>	


\*\*Note - Sales Tax is paid two months in arrears from Texas Comptroller of Public Accounts.

\*\*December sales tax received in February 2018 resulted in an over payment of \$258,089.00. The over payment less 2% (\$5,267.00) was refunded to the State Comptroller on March 20, 2018.

**SALES TAX BY FISCAL YEAR**  
**BUDGET vs ACTUAL**

	FY 2016	FY 2017	FY 2018	FY 2019	FY 2020
<b>BUDGET</b>	\$6,600,000.00	\$7,100,000.00	\$ 7,300,000.00	\$7,400,000.00	\$7,800,000.00
<b>ACTUAL</b>	\$7,366,785.00	\$7,229,655.00	\$ 7,698,785.00	\$8,158,940.00	\$7,538,291.00
% Compared to prior fiscal year	2.18%	-1.86%	6.49%	5.98%	-7.61%





# Compensatory Time Liability Report

As of 08/31/20

Primary Department	Rate	Compensatory Time
400 - COUNTY JUDGE	\$856.04	31.6000
401 - COMMISSIONERS COURT	\$243.27	12.7500
403 - COUNTY CLERK	\$371.45	19.3100
405 - VETERANS' SERVICE OFFICER	\$14.88	0.8750
426 - COUNTY COURT-AT-LAW	\$118.52	4.3750
427 - COUNTY COURT-AT-LAW NO. 2	\$342.01	12.6250
450 - DISTRICT CLERK	\$790.23	43.7800
451 - JUSTICE OF THE PEACE, PRECINCT 1	\$867.57	44.1550
452 - JUSTICE OF THE PEACE, PRECINCT 2	\$867.98	47.2500
453 - JUSTICE OF THE PEACE, PRECINCT 3	\$2,253.00	93.8750
454 - JUSTICE OF THE PEACE, PRECINCT 4	\$725.70	43.8750
475 - COUNTY ATTORNEY	\$3,745.59	160.0400
490 - ELECTIONS ADMINISTRATION	\$7,145.83	377.3800
493 - HUMAN RESOURCES	\$117.56	6.0000
495 - COUNTY AUDITOR	\$2,665.51	110.7500
497 - COUNTY TREASURER	\$340.82	15.2550
499 - TAX ASSESSOR-COLLECTOR	\$1,444.97	69.6550
503 - MIS DEPARTMENT	\$2,514.20	101.4150
516 - BUILDING MAINTENANCE	\$327.00	17.2000
545 - FIRE MARSHAL	\$2,894.12	121.8750
551 - CONSTABLE, PRECINCT 1	\$2.98	0.1250
553 - CONSTABLE, PRECINCT 3	\$35.73	1.5000
554 - CONSTABLE, PRECINCT 4	\$2.98	0.1250
562 - HIGHWAY PATROL	\$1,004.02	47.0000
570 - ADULT DETENTION CENTER (JAIL)	\$1,858.97	86.6250
600 - CSCD (ADULT PROBATION)	\$5,788.16	280.5000
620 - ROAD & BRIDGE	\$5,318.10	239.8500
635 - ENVIRONMENTAL HEALTH	\$314.78	16.7550
637 - ANIMAL CONTROL	\$911.53	44.7750
665 - AGRICULTURE EXTENSION SERVICE	\$1,026.99	43.6600
672 - JUVENILE PROBATION	\$2,818.52	106.6650
673 - JUVENILE DETENTION	\$672.19	29.1150
<b>Grand Totals</b>	<b>\$48,407.20</b>	<b>2,230.7350</b>





## Payroll History Report

Pay Date Range 08/01/20 - 08/31/20

### Payroll History Total

Hours Description	Hours	Gross	Withholdings and Deductions	Gross Base
ADMIN LEAVE - ADMINISTRATIVE LEAVE	116.5000	2,086.73	Gross	2,384,258.56
ADMIN PAY - ADMINISTRATIVE PAY	13.0000	324.34	Federal Income Tax	212,881.02
ADV JAILER-HRLY - Advanced Jailer-Hourly	.0000	880.00	FICA	139,775.02
ADV PO HOURLY - Advanced Peace Officer Hourly	.0000	1,750.00	Medicare	32,689.48
ADV TELE-HOURLY - Advanced Telecommunicator-HR	.0000	270.00	Adult Probation Post Tax	320.31
AUTO APPOINTED - Auto Allowance Appointed	.0000	1,166.66	Adult Probation Pre Tax	5,619.44
AUTO ELECTED - Auto Allowance Elected Officials	.0000	5,200.01	Aflac Accident	5,739.66
CELL PHONE ELECT - Cell Phone Elected	.0000	300.00	Aflac Cancer	3,722.20
CELL PHONE HRLY - Cell Phone Hourly	.0000	420.00	Aflac Flexible Spending Account	19,635.83
CHS - Courthouse Security	66.5000	1,409.57	Aflac FSA Dependent	384.60
COMP IN OT - Comp Earned Overtime	249.0000	.00	Aflac Hospital	2,421.96
COMP IN ST - Comp Earned Straight Time	.5000	.00	Aflac Life Insurance	5,574.00
COMP USED - Comp Used	623.4350	12,849.63	Aflac Specified Event	1,879.92
CORR - Correct Prior Pay	.0000	33.17	Aflac STD	6,788.68
COVID19 SK EX 100 - COVID-19 Sick Exempt 100	.0000	1,928.30	Bankruptcy Payments	765.24
COVID19 SK HR 100 - COVID-19 Sick Hourly 100	943.7500	20,126.17	Child Support	10,294.68
COVID19 SK PT 100 - COVID-19 Sick PT 100	36.0000	686.52	Colonial /Hospital Medical Bridg	20.54
COVID19/FMLA PT - COVID-19 FMLA PT	(24.0000)	(305.14)	Colonial Accident	54.90
DIST JUDGE SUPP - District Judge Supplement	.0000	300.00	Colonial Cancer	189.02
DOEP - Adult Probation Instructor	.0000	592.50	Colonial Critical Illness	36.28
DWI-ED - Adult Probation Instructor DWI	.0000	504.00	Colonial Level Term Life	566.60
DWI-ED ASST - Adult Probation Instructor	.0000	315.00	Colonial Short Term Disability	118.40
GYM REIMB - Gym Membership Reimbursement	.0000	1,350.00	Dental-EE(+CH)	6,437.50
HRLY - Hourly	75,450.0000	1,688,075.56	Dental-EE(+FAM)	7,566.00
INT JAILER-HRLY - Intermediate Jailer-Hourly	.0000	200.00	Dental-EE(+SP)	3,136.50
INT PO APPOINTED - Intermediate Peace Off-Appoint	.0000	50.00	Dental-EE(ONLY)	5,475.50
INT PO HOURLY - Intermediate Peace Off-Hourly	.0000	400.00	Medical-EE(+CH)	26,378.00
INTERPRETER SUPP - Intpreter Supplement	.0000	92.30	Medical-EE(+FAM)	30,013.50
JDO-SUPP - Juv Det Officer Cert Suppmnt	.0000	2,796.00	Medical-EE(+SP)	9,769.00
JPO CHIEF CERT - JPO Certification Pay for Chief	.0000	186.60	Nationwide Deferred Comp	4,719.06
JPO-SUPP - JPO Certification Pay	.0000	2,052.60	Property Tax Escrow Accounts	5,095.50
JUV BOARD - Juvenile Board Salary	.0000	1,200.00	Retirement Hrlv/Sal	165,682.71
LONGEVITY - Longevity Pay	.0000	2,760.00	United Way	71.68
LONGEVITY-ATTY - Longevity for Attorneys Qrtly	.0000	6,380.00	Valic Deferred Comp	13,642.14
LWOP - Leave Without Pay	48.5000	.00	Valic Roth 457(b)	140.00
MASTER JAILER-HR - Master Jailer Hourly	.0000	960.00	Vision Employee + Child(ren)	826.20
MASTER PO HRLY - Master Peace Officer Hourly	.0000	8,600.00	Vision Employee + Family	1,018.55
MASTER PO-ELECTE - Master Peace Officer-Elected	.0000	1,000.00	Vision Employee + Spouse	526.90
MASTER TELE-HRLY - Master Telecommunicator-Hrly	.0000	480.00	Vision Employee Only	1,102.79
MILITARY - Military Leave With Pay	30.0000	721.50	<b>Net</b>	<b>\$1,653,179.25</b>
OT - Overtime	881.5000	21,232.08	<b>Benefits</b>	<b>Amount</b>
OT FLSA REG - Regular Overtime	.0000	11,165.62	Medical and Dental Contributions	464,100.00
OT ST - Overtime Straight Time	6.5000	168.74	RETIREMENT BI-WEEKLY PAYROLL	257,894.40
PERS USED - Personal Time Used	74.7500	1,381.71	RETIREMENT MONTHLY PAYROLL	355.50
PT - Part Time Employee	3,439.5000	53,858.06	RETIREMENT SALARY PAYROLL	22,227.60
PT- SALARY - Part Time Salaried	.0000	2,454.80	<b>Total</b>	<b>\$744,577.50</b>
SAL APPOINTED - Salary Appointed Officials	.0000	73,991.76		
SAL ELECTED - Salary Elected Officials	.0000	127,733.64		
SALARY - Salary	.0000	167,837.39		
SERT OFFICER - SERT Officer	.0000	2,640.00		
SICK ACCRUED - Sick Time Accrued	3,261.5167	.00		
SICK LOST - Sick Lost	190.7562	.00		
SICK POOL DONATE - Sick Hours Donated to Pool	80.0000	.00		
SICK SALARY - Sick Salaried Employee	28.0000	.00		
SICK USED - Sick Time Used	2,521.2500	57,617.63		
STATE SUPP - State Supplement Elected	.0000	2,100.00		
SUPPLEMENTAL PAY - Supplemental Pay	.0000	1,152.36		
TEMP - Temporary Employee	299.0000	3,707.50		
TFC - Adult Probation Instructor	.0000	432.00		
UNIFORM - Uniform Allowance	.0000	4,950.00		
UNIFORM PURCHASE - Uniform Purchase Non-Cash T	.0000	188.88		
UNIFORM RENTAL - Uniform Rental Non Cash Use Fet	.0000	762.72		
VAC ACCRUED - Vacation Accrued	3,754.1429	.00		
VAC LOST - Vacation Lost	72.3067	.00		
VAC SAL PAYOUT - Vacation Payout for Salary EE	80.0000	3,617.07		
VAC SALARY - Vacation Used Salaried Employee	98.0000	.00		
VAC USED - Vacation Used-hourly	3,487.8463	78,826.50		
VEHICLE - Vehicle Non Cash Use Fee	.0000	1,146.00		
WC TAXED - Workers Comp Taxed	55.7500	1,249.68		
<b>Total</b>	<b>95,884.0038</b>	<b>\$2,384,258.56</b>		



**Texas County and District Retirement System**

TCDRS-3A  
Revised 3/05

**Retirement Contribution Certification**

Employer Name Guadalupe County Employer Number 193

Contact Person Analisa Lerma Telephone Number 830-303-4188 ext. 1374

Reporting Month/Year Aug-20

I certify this to be a true and complete report of the retirement contributions required by the Texas County and District Retirement System for the above employer.

Hinda Douglass  
Signature of Authorized Official

COUNTY TREASURER  
Title

**Calculation of Funds**

**Employee Deposits**

Employee Deposits Grand Total \$165,682.71

**Employer Contributions**

	Employee Deposits Grand Total	Employee Deposit Rate	Employer Contribution Rate	
Employer Contributions	<u>165,682.71</u>	<u>7%</u>	<u>11.85%</u>	\$280,477.50
Optional Group Term Life	<u>165,682.71</u>	<u>0%</u>	<u>0.00%</u>	\$0.00

**Monthly Adjustment Report Totals from TCDRS-3B**

Total Employee Deposit Adjustments	\$0.00
Total Employer Contribution Adjustments	\$0.00
Total Optional Group Term Life Adjustments	\$0.00

Total Adjustments \$0.00

**Overpayments/Underpayments from Previous Reports**

Add or Subtract Payment Variances from Prior Report \$0.00

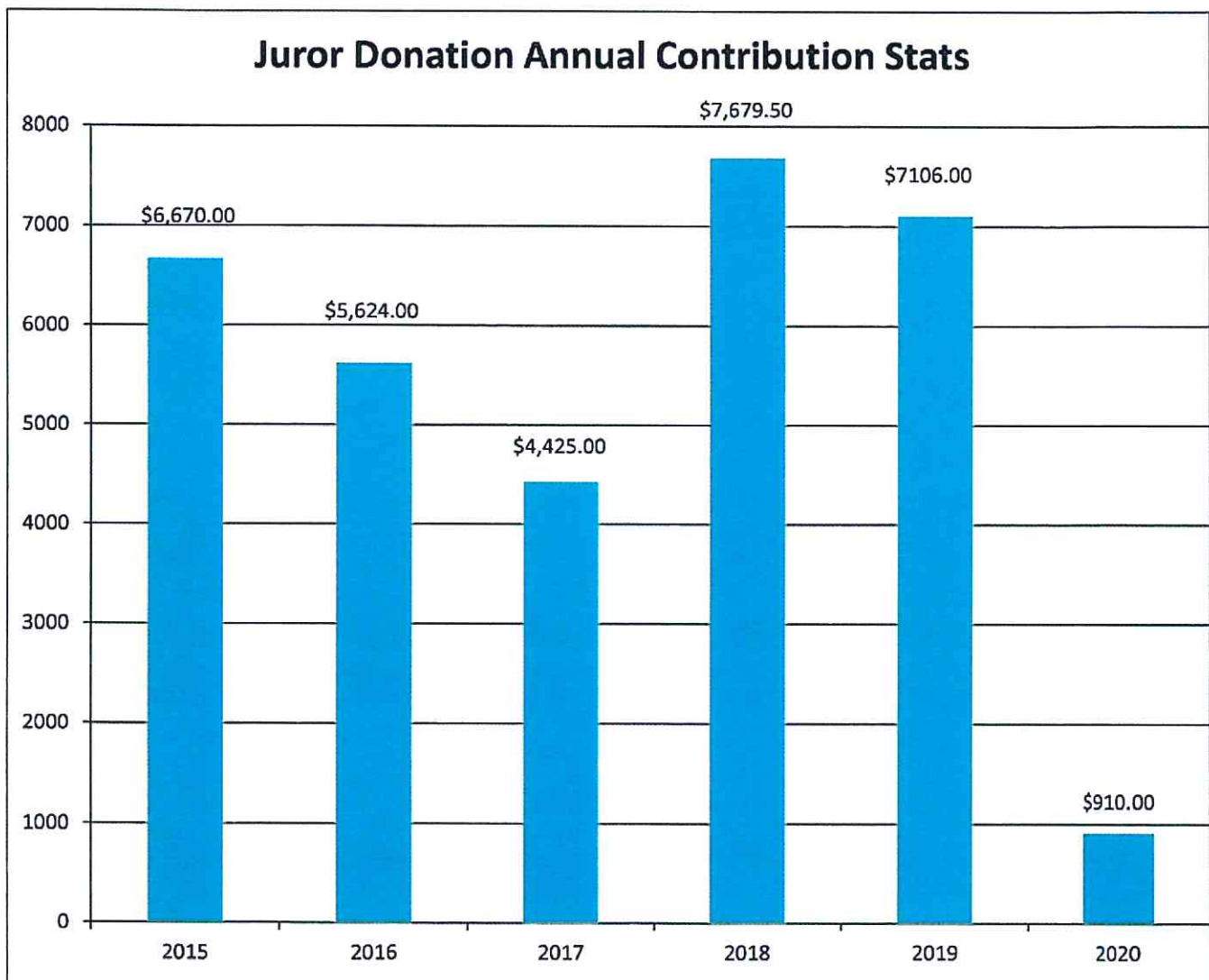
<b>Total Funds Due</b>	\$446,160.21
<b>TOTAL FUNDS SUBMITTED</b>	\$446,160.21
<b>Difference</b>	\$0.00

## Annual Juror Donations and Charities

Jurors are able to donate all or part of their pay to the following charities:

- Court Appointed Special Advocates (CASA)
- Guadalupe County Child Welfare Service
- Guadalupe County Crime Stoppers
- Guadalupe Valley Family Violence Shelter
- Rural Area Parenting Services (RAPPS)
- Texas Victims Compensation Fund
- Veterans Court Program

### Historical Data on Annual Juror Donations to Non-Profits



AS OF 8/31/2020



# Treasurer's Investment Report



**SUBMITTED TO: COMMISSIONERS' COURT, GUADALUPE COUNTY  
BY: HONORABLE LINDA DOUGLASS, COUNTY TREASURER**

This report is prepared in accordance with the provisions of Government Code 2256.023, The Public Funds Investment Act, which require at least quarterly reporting of investment transactions for county funds to the Commissioners' Court. The investments held in Guadalupe County's portfolio comply with the Public Funds Investment Act and the County's Investment Policy and Strategies.

## **General Statement**

This report summarizes the County's Investment Portfolio position and performance for the month ended August 31, 2020.

Funds of Guadalupe County will be invested in accordance with federal and state laws and within the boundaries of the Investment Policy. Investments shall be made with judgment and care under circumstances then prevailing-which persons of prudence, discretion, and intelligence exercise in the management of their own affairs, not for speculation, but for investment, considering the probable safety of their capital as well as the probable income to be derived. The first and foremost consideration of all Guadalupe County investment transactions is the suitability of the investment to the financial requirements of the County. Guadalupe County will invest according to investment strategies for each fund as they are adopted by Commissioners' Court resolution in accordance with PFIA 2256 of the Texas Government Code.

Currently the County's investments are made utilizing Texas Class Investment Pool, Certificates of Deposit, Brokerage CD's and Money Market Funds. Pools combine the cash of participating jurisdictions and invest the assets in securities otherwise allowed under state law as regarding government investments. During the current 2019-2020 fiscal year, interest earnings year to date totaled \$1,351,577.00 as of August 31, 2020 (See "Interest Earnings by Fund" schedule on page 19). These interest earnings include interest earned on First United Bank Accounts, Schertz Money Market Accounts, Certificates of Deposit, and Texas Class Investment Pool.

## **Cash Balances**

“Cash balances” means the dollar amount in a checking account that can be transferred, invested, used to pay down a loan, or left in the account for compensation purposes. The total available cash balances on-hand in First United Bank, Schertz Bank & Trust, and Texas Class as of August 31, 2020 was \$29,706,521.00 (See “Cash Balances” schedule on page 20). Balances in Texas Class and Certificates of Deposit made up 83% of all invested monies. Cash balances in First United Bank and Schertz Bank and Trust bank accounts are monitored on a daily basis.

## **Collateral Adequacy**

Collateral on cash balances and investments was adequate during the month. Collateral pledged as of July 31, 2020 is as follows: First United Bank FHLB Letters of Credit pledged plus FDIC insurance was \$24,148,568.00. Schertz Bank and Trust FHLB Letters of Credit pledged plus FDIC insurance was \$30,000,000.00, Marion State Bank collateral pledged plus FDIC insurance held in Safekeeping by Frost Bank was \$12,731,943.00 and Spirit of Texas collateral pledged plus FDIC insurance held in Safekeeping by Frost Bank was \$1,375,000.00.

## **Investment Strategy**

In accordance with the Public Funds Investment Act, Guadalupe County Investment Strategies shall address the following priorities:

- Understanding of the suitability of the investment to the financial requirements of the County;
- Preservation and safety of principal;
- Liquidity;
- Marketability of the investment if the need arises to liquidate the investment before maturity;
- Diversification of the investment portfolio; and
- Yield

A portion of the operating portfolio will be used to invest funds in Texas Class Investment Pool and Money Market Funds. Available funds can be invested in highly liquid short-term Treasury Bills, Agency Discount Notes, US Government Bonds and Certificates of Deposit with a stated maturity of thirty-six (36) months or less when their yield exceeds Texas Class or Money Market Fund Rates. The dollar weighted average maturity of 366 days or less will be calculated using the stated final maturity dates of each security.

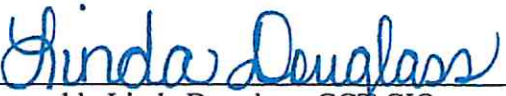
Guadalupe County will attempt to diversify its investments to help insure the financial security and optimum liquidity of funds while achieving the maximum yield adhering to the County Investment Policy and state laws.


Monies will continue to be invested in a positive manner based on cash flow needs of Guadalupe County. Investments are made with the intention of holding to maturity, but with the ability to liquidate should funds be needed at any time. As always, we remain focused on safety, liquidity and then yield.

We will avoid speculative investing and maintain the highest professional and ethical standards as custodians of the public trust.

This report has been prepared in compliance with the Local Government Code 116.112 and Government Code, Subchapter A, Chapter 2256, Public Funds Investment Act.

November 3, 2020  
Submitted by:

  
\_\_\_\_\_  
Honorable Linda Douglass, CCA, CIO,  
Guadalupe County Treasurer

  
\_\_\_\_\_  
Jacqueline Zambrano, CIO  
Treasurer's Administrative Assistant



## ***DESCRIPTION OF INVESTMENT INSTRUMENTS***

Descriptions of the different instruments are as follows:

**Certificates of Deposit** - A deposit of funds, in a bank or savings and loan association, for a specified term that earns interest at a specified rate or rate formula. CD's may be secured or unsecured. They may be for terms as short as 1 week or as long as or longer than 10 years.

**Commercial Paper** - Unsecured, short-term promissory notes issued by corporations for specific amounts and with specific maturity dates. Commercial Paper may be sold on a discount basis or may bear interest. Terms can be as short as 1 day and usually do not exceed 270 days

**Discount Notes** – Securities that do not pay periodic interest. Investors earn the difference between the discount issue price and the full face value paid at maturity.

**Fair Value** – the amount at which a financial instrument could be exchanged in a current transaction between willing parties, other than in a force or liquidation sale.

**Federal Agencies** – were created to provide credit to various sectors of the economy. They include issuance of discount notes, coupon notes and bonds, and mortgage securities.

**Market Value** - the amount of which an instrument can be sold on a given date, prior to maturity.

**Money Market Mutual Fund** – are interest bearing funds that invest in short term investments so that the funds remain liquid and available to depositors. Such funds will normally include in their investment objectives the maintenance of a stable net asset value. The dollar-weighted average stated maturity of such funds is usually 60 days or less.

**Par Value** – the amount the collateral is worth if it's sold as face value.

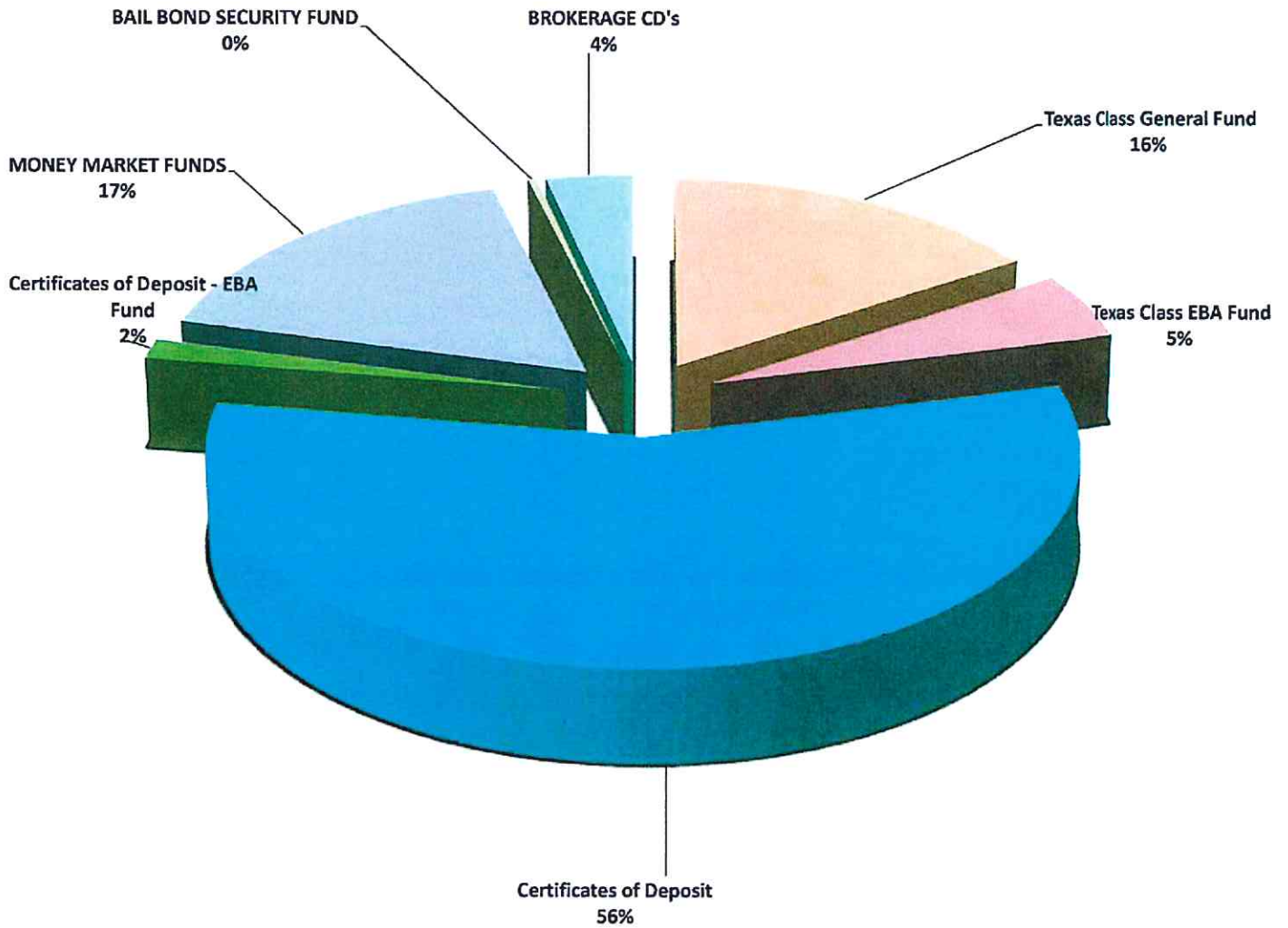
**Repurchase Agreements (Repos)** – are short-term agreements to purchase securities and then, at a specified time, sell them back to the original party at the same price. Repos are agreements, not instruments, and transactions are generally subject to a Master Repurchase Agreement that stipulates the rights and obligations of the parties involved. The securities delivered are considered collateral and are usually treasuries, agencies, or mortgages. A stated “Repo rate” is the rate of interest that may be earned calculated on an actual-day month/360-day year basis.

**Treasury Bills** – are issued at a discount at an auction conducted by the Federal Reserve Bank. Bills may be issued in maturities of 3-months, 6-months, or 1-year. The difference between the face amount at maturity and the discounted amount paid by the investor is the income earned on the security. The market for treasury bills is the most active and most carefully watched sector in the world. Every other type of security trades at a basis spread over treasuries.

**Treasury Notes & Bonds** – are interest-bearing securities with a stated coupon rate issued at or near face value and redeemable at face value. Notes have maturities from 1 to 10 years and bonds have maturities from 10 to 30 years.

**PORTFOLIO BY TYPE OF INVESTMENT ALLOCATION  
AS OF AUGUST 31, 2020**

Texas Class General Fund	\$	10,992,445.00
Texas Class EBA Fund	\$	3,614,065.00
Certificates of Deposit	\$	39,113,546.00
Certificates of Deposit - EBA Fund	\$	1,093,969.00
MONEY MARKET FUNDS	\$	11,840,766.00
BAIL BOND SECURITY FUND	\$	260,000.00
BROKERAGE CD's	\$	2,477,000.00
<b>TOTAL</b>	<b>\$</b>	<b>69,391,791.00</b>





## INTEREST RATES HISTORY BY MONTH AND YEAR

FIRST UNITED BANK ACCOUNTS					
	2016	2017	2018	2019	2020
JAN	0.10%	0.10%	0.15%	0.15%	0.25%
FEB	0.10%	0.10%	0.15%	0.15%	0.25%
MAR	0.10%	0.10%	0.15%	0.15%	0.25%
APR	0.10%	0.10%	0.15%	0.15%	0.25%
MAY	0.10%	0.10%	0.15%	0.15%	0.25%
JUNE	0.10%	0.15%	0.15%	0.17%	0.25%
JULY	0.10%	0.15%	0.15%	0.25%	0.25%
AUG	0.10%	0.15%	0.15%	0.25%	0.25%
SEPT	0.10%	0.15%	0.15%	0.25%	
OCT	0.10%	0.15%	0.15%	0.25%	
NOV	0.10%	0.15%	0.15%	0.25%	
DEC	0.10%	0.15%	0.15%	0.25%	

FUB-MONEY MARKET FUND					
	2016	2017	2018	2019	2020
JAN	0.15%	0.15%	0.25%	0.25%	0.50%
FEB	0.15%	0.15%	0.25%	0.25%	0.50%
MAR	0.15%	0.15%	0.25%	0.25%	0.50%
APR	0.15%	0.15%	0.25%	0.25%	0.50%
MAY	0.15%	0.19%	0.25%	0.25%	0.50%
JUNE	0.15%	0.25%	0.25%	0.28%	0.50%
JULY	0.15%	0.25%	0.25%	0.70%	0.50%
AUG	0.15%	0.25%	0.25%	0.50%	0.50%
SEPT	0.15%	0.25%	0.25%	0.50%	
OCT	0.15%	0.25%	0.25%	0.50%	
NOV	0.15%	0.25%	0.25%	0.50%	
DEC	0.15%	0.25%	0.25%	0.50%	

SCHERTZ BANK & TRUST MONEY MARKET FUND					
	2016	2017	2018	2019	2020
JAN	0.55%	0.60%	0.75%	1.76%	1.76%
FEB	0.55%	0.60%	0.75%	1.76%	1.76%
MAR	0.55%	0.60%	0.75%	1.76%	1.00%
APR	0.55%	0.60%	0.75%	1.76%	1.00%
MAY	0.55%	0.60%	0.75%	1.76%	1.00%
JUNE	0.60%	0.60%	0.75%	1.76%	1.00%
JULY	0.60%	0.60%	1.51%	1.76%	1.00%
AUG	0.60%	0.60%	1.51%	1.76%	1.00%
SEPT	0.60%	0.60%	1.51%	1.76%	
OCT	0.60%	0.60%	1.51%	1.76%	
NOV	0.60%	0.60%	1.51%	1.76%	
DEC	0.60%	0.70%	1.76%	1.76%	

TEXAS CLASS INVESTMENT POOL					
	2016	2017	2018	2019	2020
JAN	0.42%	0.96%	1.56%	2.62%	1.85%
FEB	0.49%	0.97%	1.62%	2.63%	1.77%
MAR	0.54%	1.00%	1.75%	2.61%	1.47%
APR	0.57%	1.06%	1.95%	2.58%	1.10%
MAY	0.59%	1.09%	2.06%	2.56%	0.76%
JUNE	0.63%	1.13%	2.16%	2.50%	0.59%
JULY	0.64%	1.20%	2.24%	2.41%	0.45%
AUG	0.70%	1.23%	2.24%	2.28%	0.32%
SEPT	0.77%	1.25%	2.26%	2.20%	
OCT	0.83%	1.27%	2.34%	2.09%	
NOV	0.84%	1.30%	2.42%	1.94%	
DEC	0.89%	1.41%	2.50%	1.88%	

**INTEREST EARNINGS BY FUND VS ACTUAL FY 2019 / 2020**

FUND	OCT.2019- JAN.2020 INTEREST	FEB. 2020- MAY 2020 INTEREST	JUN. 2020 INTEREST EARNED	JUL. 2020 INTEREST EARNED	AUG. 2020 INTEREST EARNED	TOTAL INTEREST YEAR-TO-DATE	ANNUAL BUDGET FY 19-20	YTD DIFFERENCE
<b>GF NON-DEPARTMENTAL</b> 100-409-330-7610	\$ 414,111.23	\$ 501,816.97	\$ 86,127.25	\$ 90,298.75	\$ 106,977.48	\$ 1,199,331.68	\$ 830,000.00	\$ 369,331.68
<b>GF TAX ASSESSOR COLLECTOR</b> 100-499-330-7610	\$ 5,968.03	\$ 1,465.91	\$ 280.05	\$ 304.68	\$ 253.22	\$ 8,271.89	\$ 4,000.00	\$ 4,271.89
<b>ROAD &amp; BRIDGE FUND</b> 200-620-330-7610	\$ 20,106.40	\$ 27,111.58	\$ 2,759.88	\$ 1,980.03	\$ 1,160.35	\$ 53,118.24	\$ 70,000.00	\$ (16,881.76)
<b>JUVENILE PROBATION FUND</b> 325-672-330-7610	\$ 1,066.55	\$ 1,131.27	\$ 338.86	\$ 381.93	\$ 252.17	\$ 3,170.78	\$ 1,900.00	\$ 1,270.78
325-672-330-7611	\$ 0.20	\$ 68.17	\$ 8.97	\$ 7.16	\$ 2.50	\$ 87.00	\$ 200.00	\$ (113.00)
325-672-330-7610	\$ 18.82	\$ 32.30	\$ 5.91	\$ 5.27	\$ 5.89	\$ 68.19	\$ 10.00	\$ 58.19
327-672-330-7610	\$ 32.97	\$ 56.07	\$ 10.20	\$ 8.99	\$ 9.92	\$ 118.15	\$ 40.00	\$ 78.15
<b>CO. CLERK RECORDS ARCHIVE</b> 411-100-330-7610	\$ 2,347.09	\$ 849.27	\$ 135.60	\$ 149.11	\$ 129.58	\$ 3,610.65	\$ 2,500.00	\$ 1,110.65
<b>CHILD WELFARE FUND</b> 439-100-330-7610	\$ 14.80	\$ 22.27	\$ 5.59	\$ 5.93	\$ 4.08	\$ 52.67	\$ 25.00	\$ 27.67
<b>CO ATTY STATE FORFEITURE</b> 446-100-330-7610	\$ 532.22	\$ 523.80	\$ 126.67	\$ 130.85	\$ 130.66	\$ 1,444.20	\$ 2,500.00	\$ (1,055.80)
<b>SPECIAL REVENUE FUND</b> 500-100-330-7610	\$ -	\$ -	\$ -	\$ -	\$ -	\$ -	\$ 1,500.00	\$ (1,500.00)
<b>GENERAL FUND DEBT SERVICE</b> 600-680-330-7610	\$ 2,892.83	\$ 1,521.75	\$ 40.20	\$ 42.26	\$ 27.32	\$ 4,524.36	\$ 5,000.00	\$ (475.64)
<b>TAX NOTE SERIES 2017</b> 701-330-7610	\$ 12,408.03	\$ 1,299.21	\$ -	\$ -	\$ -	\$ 13,707.24	\$ 45,000.00	\$ (31,292.76)
<b>JAIL COMMISSARY FUND</b> 800-100-330-7610	\$ 129.12	\$ 247.44	\$ 43.36	\$ 57.43	\$ 30.90	\$ 508.25	\$ 100.00	\$ 408.25
<b>EMPLOYEE BENEFIT FUND</b> 850-698-330-7610	\$ 33,181.45	\$ 18,709.80	\$ 1,842.34	\$ 8,086.02	\$ 1,066.37	\$ 62,885.98	\$ 40,000.00	\$ 22,885.98
<b>WORKERS' COMP FUND</b> 855-699-330-7610	\$ 314.74	\$ 242.28	\$ 38.40	\$ 54.61	\$ 27.39	\$ 677.42	\$ 500.00	\$ 177.42
<b>TOTAL INTEREST EARNED</b>	<b>\$493,124.48</b>	<b>\$555,098.09</b>	<b>\$91,763.28</b>	<b>\$101,513.02</b>	<b>\$110,077.83</b>	<b>\$1,351,576.70</b>	<b>\$ 1,003,275.00</b>	<b>\$ 348,301.70</b>

\*Interest earned includes all investment interest (both Texas Class and Certificates of Deposit) and interest earned on all demand deposit accounts and Money Market Fund accounts.



**GENERAL LEDGER BANK RECONCILIATION BALANCES AS OF 08/31/2020**

FUND	ACCT #	FIRST UNITED BANK		SCHERTZ BANK	TXCLASS
		ACCOUNTS	MONEY MARKET	MONEY MARKET	ACCOUNTS
ADULT PROBATION ACCONT	XX5250	\$	229,650.35		
FIRST UNITED GENERAL FUND	XX3313	\$	715,600.21		
PAYROLL ACCT.	XX4824	\$	414,184.27		
JUVENILE PROBATION	XX2308	\$	(88,325.66)		
SHERIFF'S FORFEITURE	XX4867	\$	467,376.80		
STATE FORFEITURE PROCEEDS PCT 3	XX3844	\$	3,116.08		
FIRST UNITED EMPLOYEE BENEFIT	XX4645	\$	550,605.00		
FSA-AFLAC	XX2748	\$	48,247.89		
JURY FUND	XX6317	\$	8,765.01		
CHILD PROTECTION	XX4832	\$	20,401.63		
BAIL BOND SECURITY	XX6475	\$	165,173.44		
INVESTMENT ACCOUNT	XX7229	\$	-		
ADULT PROBATION MMF	XXX258		\$ 229,650.35		
JUVENILE PROBATION MMF	XX6266		\$ 494,800.11		
SBT MMF GENERAL FUND	XXX697			\$ 11,840,766.06	
TXCLASS EMPLOYEE BENEFIT MMF	XX0003				\$ 3,614,064.76
TXCLASS GENERAL FUND	XX0002				\$ 10,992,444.67
<b>TOTAL CASH BALANCES</b>		<b>\$ 2,534,795.02</b>	<b>\$ 724,450.46</b>	<b>\$ 11,840,766.06</b>	<b>\$ 14,606,509.43</b>
<b>GENERAL LEDGER BANK BALANCES</b>					
AS OF 08/31/2020				<b>\$ 29,706,520.97</b>	

**GUADALUPE COUNTY CERTIFICATES OF DEPOSIT INVESTMENT PORTFOLIO AS OF  
AUGUST 31, 2020**

**Certificates of Deposit**

Description	Purchase Date	Maturity Date	Interest Rate	Beginning Principal Balance	Interest Paid	Ending Market Value
SPIRIT BK OF TX XXXX724	09/17/19	09/17/20	2.10%	\$ 1,526,443.06	\$ 2,722.51	\$ 1,529,165.57
FUB XXXX382	08/24/20	02/24/21	1.45%	\$ 1,000,000.00	\$ -	\$ 1,000,000.00
FUB XXXX374	08/24/20	02/24/22	1.66%	\$ 2,000,000.00	\$ -	\$ 2,000,000.00
FUB XXXX358	08/24/20	08/24/21	1.66%	\$ 2,000,000.00	\$ -	\$ 2,000,000.00
FUB XXXX366	08/24/20	08/24/22	1.66%	\$ 2,000,000.00	\$ -	\$ 2,000,000.00
FUB XXXX772	03/06/19	09/06/20	2.83%	\$ 1,557,711.27	\$ 3,733.83	\$ 1,561,445.10
FUB XXXX780	03/06/19	03/06/21	3.00%	\$ 2,081,657.95	\$ 5,289.46	\$ 2,086,947.41
FUB XXXX294	05/06/20	07/06/21	1.66%	\$ 1,504,164.26	\$ 2,120.66	\$ 1,506,284.92
MSB XXXX096	10/23/19	04/22/21	2.15%	\$ 1,046,403.80	\$ 1,907.22	\$ 1,048,311.02
MSB XXXX097	11/01/19	05/01/21	2.15%	\$ 1,044,554.25	\$ 1,903.85	\$ 1,046,458.10
MSB XXXX099	05/10/18	05/10/22	1.66%	\$ 2,112,582.01	\$ 2,980.49	\$ 2,115,562.50
MSB XXXX146	02/17/19	02/17/21	2.25%	\$ 2,591,000.23	\$ 4,942.32	\$ 2,595,942.55
MSB XXXX147	02/17/19	02/17/21	3.00%	\$ 2,608,054.33	\$ 6,627.02	\$ 2,614,681.35
MSB XXXX378	02/05/20	02/05/22	2.50%	\$ 1,125,648.81	\$ 2,385.99	\$ 1,128,034.80
SBT XXX0204 - EBA	07/30/20	07/30/21	1.25%	\$ 1,093,968.69	\$ -	\$ 1,093,968.69
SBT XXXX250	08/07/19	08/07/21	2.50%	\$ 2,159,727.99	\$ 13,609.24	\$ 2,173,337.23
SBT XXXX306	02/15/19	08/15/20	3.00%	\$ 1,592,400.30	\$ 12,304.90	\$ 1,604,705.20
SBT XXXX415	02/14/19	08/14/20	2.80%	\$ 2,600,823.79	\$ 6,184.97	\$ 2,607,008.76
SBT XXXX416	02/14/19	02/14/21	3.00%	\$ 2,608,170.01	\$ 6,645.47	\$ 2,614,815.48
SBT XXXX497	03/02/20	03/02/21	2.00%	\$ 2,013,403.41	\$ 3,420.03	\$ 2,016,823.44
SBT XXXX498	03/02/20	09/02/21	2.25%	\$ 3,022,625.35	\$ 5,776.11	\$ 3,028,401.46
SBT XXXX499	03/02/20	03/02/22	2.25%	\$ 5,037,708.91	\$ 9,626.85	\$ 5,047,335.76
<b>CD Totals ending 08/31/20</b>				<b>\$ 44,327,048.42</b>	<b>\$ 92,180.92</b>	<b>\$ 44,419,229.34</b>

Benchmark: Average 90 day Treasury Bill 0.11%

\*NEW CD

\*RENEWED CD

\*REDEEMED CD

FUB - FIRST UNITED BANK TOTAL GL		MSB - MARION STATE BANK TOTAL GL	
\$	12,154,677.43	\$	10,548,990.32
SPIRIT OF TEXAS BANK TOTAL GL		SBT - SCHERTZ BANK & TRUST TOTAL GL	
\$	1,529,165.57	\$	15,974,682.06



**MULTI-BANK BROKERAGE ACCOUNT STATEMENT**  
**AUGUST 1, 2020 THRU AUGUST 31, 2020**

Issuer	Quantity	Market Price	Settlement Date	Maturity Date	Beginning Account Market Value	Ending Account Market Value	Estimated Annual Income	Bond Interest Paid	Withdrawals Cash & Securities	(1) Net Change in Portfolio
CAPITAL ONE NATL ASSN CUSIP 14042RML2	247,000.00	102.0020	7/31/2019	8/2/2021	251,944.94	251,599.14	\$ 5,187.00	\$ -	\$ -	\$ (345.80)
SEMI ANNUALLY INTEREST @ 2.10%										
CAPITAL ONE BANK USA CUSIP 14042TBG1	247,000.00	102.0020	7/31/2019	8/2/2021	251,944.94	251,599.14	\$ 5,187.00	\$ -	\$ -	\$ (345.80)
SEMI ANNUALLY INTEREST @ 2.10%										
THREE RIVERS FED CR UN CUSIP 89563LAH0	249,000.00	101.9800	8/1/2019	8/2/2021	253,930.20	253,594.05	\$ 5,229.00	\$ 444.11	\$ (444.11)	\$ (336.15)
MONTHLY INTEREST @ 2.08%										
ENCORE BK LITTLE ROCK ARK CUSIP 29260MAS4	249,000.00	102.1970	1/17/2020	1/18/2022	254,470.53	254,246.43	\$ 4,108.50	\$ 348.94	\$ (348.94)	\$ (224.10)
MONTHLY INTEREST @ 1.65%										
GREENSTATE CR UN NORTH CUSIP 39573LAJ7	249,000.00	102.3240	1/30/2020	01/31/2022	254,786.76	254,555.19	\$ 4,233.00	\$ 359.51	\$ (359.51)	\$ (231.57)
MONTHLY INTEREST @ 1.70%										
HANMI BK LOS ANGELES CALIF CUSIP 410493EG9	249,000.00	102.1970	1/17/2020	1/18/2022	254,470.53	254,246.43	\$ 4,108.50	\$ 348.94	\$ (348.94)	\$ (224.10)
MONTHLY INTEREST @ 1.65%										
RIVER BANK STODDARD WIS CUSIP 76804DAG4	249,000.00	102.1620	1/30/2020	1/28/2022	254,383.38	254,171.73	\$ 3,984.00	\$ 338.37	\$ (338.37)	\$ (211.65)
MONTHLY INTEREST @ 1.60%										
WELLS FARGO NATL BK WEST CUSIP 949495AN6	249,000.00	102.4170	7/17/2020	1/18/2022	255,018.33	254,764.35	\$ 4,482.00	\$ 380.66	\$ (380.66)	\$ (253.98)
MONTHLY INTEREST @ 1.80%										
ANDERSON BROS BANK CUSIP 033537AM3	249,000.00	102.265	2/5/2020	2/4/2022	254,639.85	254,418.24	\$ 4,108.50	\$ 348.94	\$ (348.94)	\$ (221.61)
MONTHLY INTEREST @ 1.60%										
<b>SUB-TOTALS</b>					\$ 2,286,689.46	\$ 2,283,194.70	\$ 40,627.50	\$ 2,569.47	\$ (2,569.47)	\$ (2,394.76)
CASH HELD IN TRUST 7/31/2020					\$ 254,944.34				\$ (254,944.34)	
<b>ENDING ACCOUNT VALUE</b>					\$ 2,237,000.00	\$ 2,283,194.70	\$ 40,627.50	\$ 2,569.47	\$ (257,513.81)	\$ (2,394.76)

(1) Net Change in Portfolio is the difference between the ending account value and beginning account value after activity.

Prepared by: Linda Douglass  
 SEPTEMBER 22, 2020  
 Reviewed by: Tom Dupnick

**NATALIANCE SECURITIES BROKERAGE ACCOUNT STATEMENT**  
**AUGUST 1, 2020 THRU AUGUST 31, 2020**

Issuer	Quantity	Market Price	Settlement Date	Maturity Date	Beginning Account Market Value	Ending Account Market Value	Estimated Annual Income	Interest Paid	Deposits Cash & Securities	(1) Net Change in Portfolio
FIRST MIDWEST BANK CUSIP 32086WAV1 MONTHLY INTEREST @ 2.10%	240,000.00	102.000	7/12/2019	7/12/2021	\$ 244,495.20	\$ 244,178.40	\$ 5,040.00	\$ (428.05)	\$ -	\$ (316.80)
<b>Total Certificates of Deposit Ending Account Value:</b>					\$ 244,495.20	\$ 244,178.40	\$ 5,040.00	\$ (428.05)	\$ -	\$ (316.80)
<b>TOTAL PORTFOLIO HOLDINGS</b>					\$ 244,495.20	\$ 244,178.40	\$ 5,040.00	\$ (428.05)	\$ -	\$ (316.80)

(1) Net Change in Portfolio is the difference between the ending account value and beginning account value after activity.





**COVID-19 Hours Paid as of  
08/31/20**

<b>Department</b>	<b>Hours</b>		<b>Gross</b>
400 COUNTY JUDGE Totals	9.7500	\$	180.38
401 COMMISSIONERS COURT Totals	64.7500	\$	1,235.43
403 COUNTY CLERK Totals	279.5000	\$	5,232.61
450 DISTRICT CLERK Totals	406.0000	\$	5,597.80
451 JUSTICE OF THE PEACE, PRECINCT 1 Totals	80.0000	\$	1,541.60
475 COUNTY ATTORNEY Totals	256.0000	\$	7,853.99
490 ELECTIONS ADMINISTRATION Totals	80.0000	\$	1,475.20
496 PURCHASING Totals	16.0000	\$	224.96
499 TAX ASSESSOR-COLLECTOR Totals	104.0000	\$	2,030.48
503 MIS DEPARTMENT Totals	76.0000	\$	2,601.40
516 BUILDING MAINTENANCE Totals	120.0000	\$	2,370.00
560 COUNTY SHERIFF Totals	1,614.5000	\$	37,857.01
562 HIGHWAY PATROL Totals	56.0000	\$	1,389.92
570 ADULT DETENTION CENTER (JAIL) Totals	2,134.5000	\$	44,849.94
620 ROAD & BRIDGE Totals	321.5000	\$	6,352.81
635 ENVIRONMENTAL HEALTH Totals	9.7500	\$	199.49
672 JUVENILE PROBATION Totals	131.2500	\$	2,583.39
673 JUVENILE DETENTION Totals	834.0000	\$	16,421.70
<b>Grand Total Employees 123</b>	<b>6,593.5000</b>	<b>\$</b>	<b>139,998.11</b>